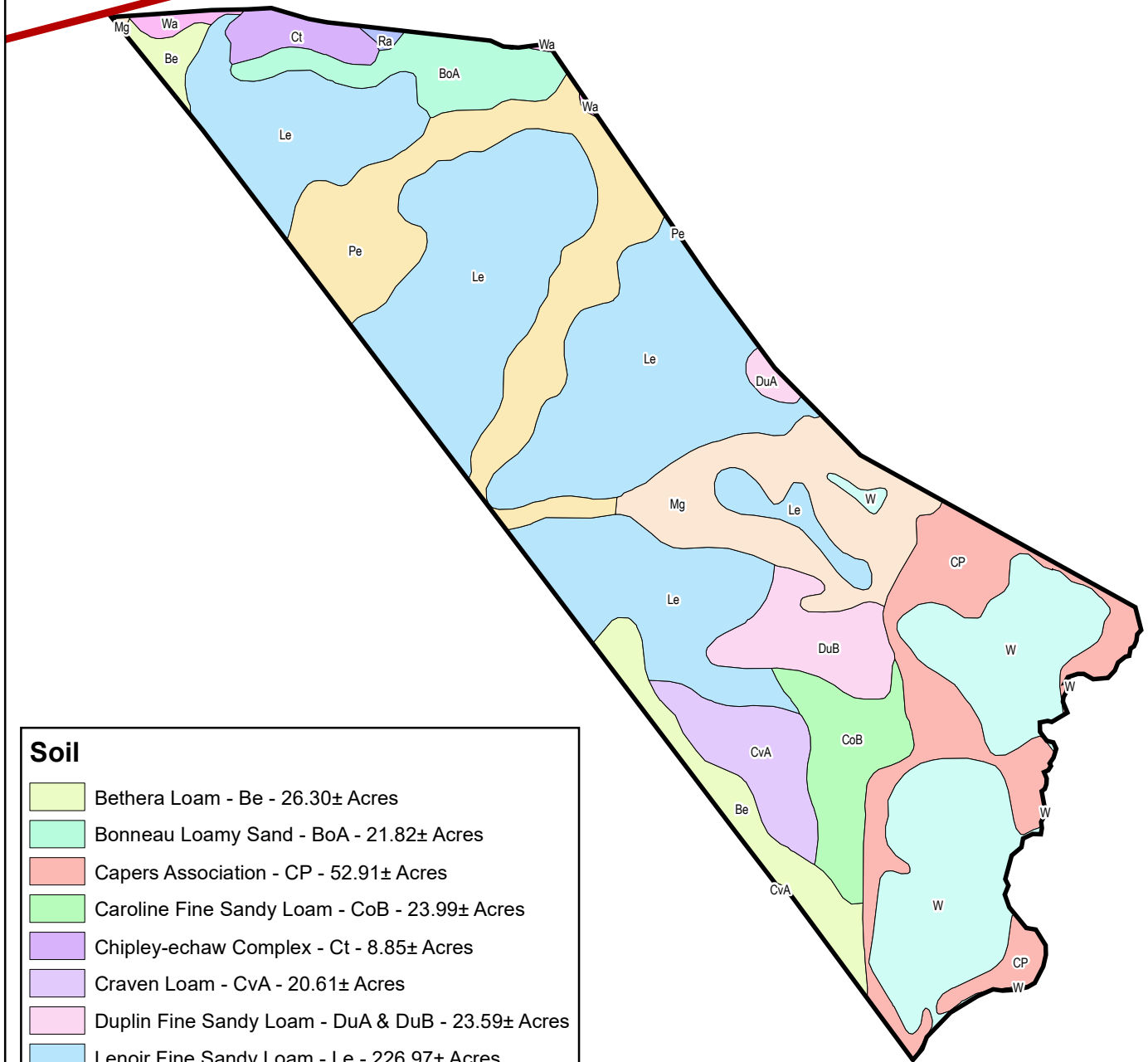
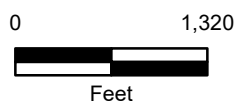



402



Soil

- Bethera Loam - Be - 26.30± Acres
- Bonneau Loamy Sand - BoA - 21.82± Acres
- Capers Association - CP - 52.91± Acres
- Caroline Fine Sandy Loam - CoB - 23.99± Acres
- Chipley-echaw Complex - Ct - 8.85± Acres
- Craven Loam - CvA - 20.61± Acres
- Duplin Fine Sandy Loam - DuA & DuB - 23.59± Acres
- Lenoir Fine Sandy Loam - Le - 226.97± Acres
- Meggett Loam - Mg - 46.01± Acres
- Pantego Fine Sandy Loam - Pe - 66.59± Acres
- Rains Fine Sandy Loam - Ra - 0.93± Acres
- Wahee Loam - Wa - 2.97± Acres
- Water - W - 82.16± Acres



Soil Type Map
 Hyde Park-East Branch, LLC
 Hyde Park Plantation
 603.7± Plat Acres
 Berkeley County, SC
 July 31, 2018